TEKSQRAY

INNOSENSIA PLUS

SLIDE SCANNING SYSTEM



TekSqray Innosensia Plus is a compact desktop digital slide scanner that delivers high-quality images with an intuitive user experience.
Designed for small pathology labs, this all-in-one system has a minimal footprint and works without extra workstations.
It supports brightfield scanning of H&E, IHC, special stain, and cytology slides,
processing up to five slides per batch with a high N.A. 40X objective.
It easily integrates with digital pathology platforms for remote diagnosis, MDT meetings, education, slide reviews, and quality control.



Specifications

Capacity	5
Magnification	20X、40X
Scanning Speed (15mmX15mm)	50 s
Resolution	20X: 0.46 μm/Pixel; 40X: 0.23 μm/Pixel
Formats	SDPC, DCM, DCMZ, SVS, TIFF, CSP
Supported Slides	1 inches X 3 inches, 2 inches X 3 inches, 3 inches X 3 inches, 4 inches X 3 inches, 5 inches X 3 inches
Screen	10.1-inch Touch Screen Display
Dimensions	500X380X405 mm（±5 mm）
Weight	24 KG（±0.5 KG）

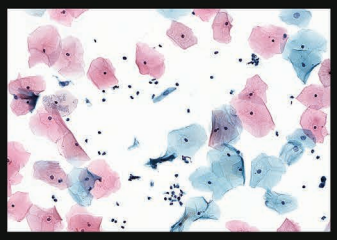
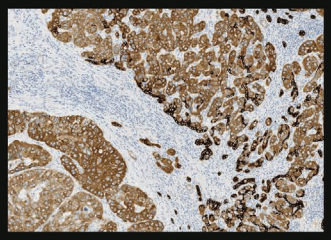
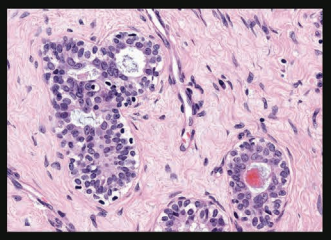
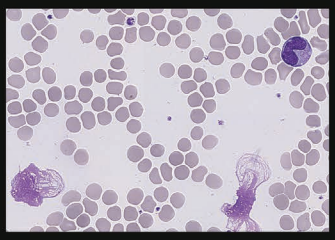

Core Technologies

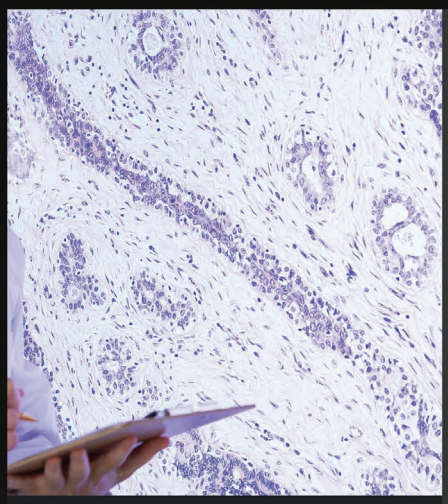

Direct Connection & Instant Access Across All Devices

The device directly establishes internal-external network access via QR codes/ encrypted links, enabling cross-network data access with no data upload and breaking free from traditional network constraints.



Intelligent Linkage & Collaborative Efficiency

Slide data can be synchronized in real-time to the digital pathology tele-diagnosis platform and intelligent microscopic imaging platform, facilitating efficient collaboration across data collection, diagnosis, and intelligent analysis.



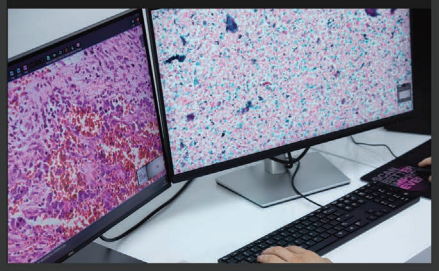

High Image Quality & Fine Details

Equipped with accurate color reproduction and 40× high-definition imaging, eliminating image discrepancies in digital slide review.

Space-Saving & Highly Flexible

Features an all-in-one touch control with a compact design, no extra workstation required, enabling efficient layout even in small spaces.

Wide Compatibility & Teaching-Research Support

Supports scanning of large slides in multiple sizes, accommodates diverse needs, and empowers teaching and research work.

Fast Response & Reliable Security

Functions as an online microscope, delivering second-level display without lag for smooth and secure slide review.



Tel: +86 755-28575037
E-mail: overseas@sqray.com
Website: http://tek.sqray.com/
Address: Bldg 2, Unit 103, IOT Ind. Park, Longgang Dist., Shenzhen, Guangdong, China